







Make a difference for yourself, your community and our nation. Do one of the following:

-  **Learn your risks and responses**
-  **Make a family communications plan**
-  **Build an emergency supply kit**
-  **Get involved in preparedness in your community**

Register at: www.ready.gov/pledge



Preparedness Backpack

School bells are ringing for many students across the nation. As your child heads back to class, are they ready for emergency situations that can arise? [Prepare yourself and children](#) now to be disaster-ready throughout the school year. In addition to keeping your emergency contact information up-to-date at your child's school, follow these steps:

- Find out where children will be taken if they have to evacuate the school;
- Ask if they store enough food, water and other supplies in case they have to “shelter-in-place;”
- Designate a friend or relative to pick up your children in an emergency and make sure the school knows who that person is; and
- Ask how they will communicate with families during a crisis.

Remember, back-to-school preparedness means more than buying notebooks and pencils!

Visit the new [Ready Kids](#) site for valuable tools to help kids, parents and teachers prepare for emergencies.

Family Matters

September is National Preparedness Month – the annual campaign to encourage Americans to take steps to prepare for emergencies in their homes, schools, organizations, businesses and communities. We want to encourage you – as individuals and families – to pledge to prepare during the month of September but we also want to encourage you and your family to make preparedness a part of your daily life every day moving forward. Here are three easy steps for you and your family to take to get involved and be better prepared:

Step 1: Pledge to Prepare

The first step to getting involved is to register as a coalition member at [Ready.gov/pledge](#). Members will have access to the online community, resources and tools available to help get you and your family prepared for an emergency.

Step 2: Take a Free Online Preparedness Course

Developed in partnership with the Emergency Management Institute and in consultation with faith-based and community partners, FEMA's "[IS-909 Community Preparedness: Implementing Simple Activities for Everyone](#)" training course will introduce you to a program for promoting individual and community preparedness through simple and engaging activities. The course is free, available online and is designed for anyone to use in coordination with your local emergency preparedness partners.

Step 3: Implement Simple Preparedness Activities

FEMA has made available to the public, free training and resources to help you and your family to take action and implement simple preparedness activities. Some of the simple activities include:

- [Creating a no-cost or low-cost disaster kit;](#)
- [Preparing for utility outages;](#) and
- [How to use a fire extinguisher.](#)